

Project Description

Please Read Carefully!!

We are building a seating website, mainly designed for fundraising events/dinners. The website search is a three step process.

- Step One** – User Searches for the event that they want to attend
- Step Two** – User chooses the event from a list of events matching their search query
- Step Three** – User chooses the table that they want to sit at based on price and the number of seats that they need together.

There are some technology restrictions, but also a lot of flexibility. We have not built the website yet, so you may use any language that is supported by our host (1and1.com Linux Business plan). Also, the backend DB is MySQL. If you plan to use a frontend technology other than Flash or Javascript, ***please tell us in your bidding comments!***

This is not a design project!! We don't want you to spend a lot of time making it look good at this point - we just need it to work.

We will give you FTP access to a folder on our hosting account, and to phpMyAdmin for the database. The database tables are already built and filled with sample data. If you would like to make changes to the database structure after you start on the project, please let us know so that we can verify compatibility with the other features that we have already built.

Delivery Logistics

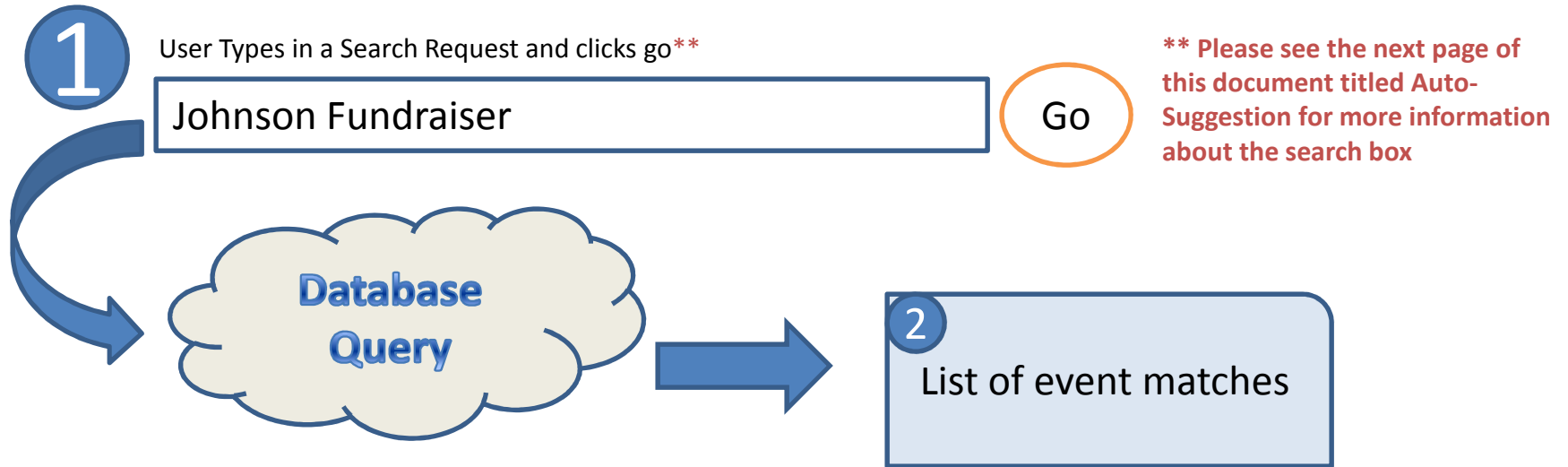
Deliverable:

- Working three-step search process containing all of the elements as described in this document.

Timeframe:

- Approximately 2 weeks

Search Process



Logic (Important!):

Query the event_name, event_venue and city fields in the “events” table. The search query should search for matches in the event_name field first, then event_venue, and then in the city field.

For searches with multiple words it should first search for “AND” matches, and then “OR” matches - listing the “AND” matches first. For example, if someone searched for “Johnson Fundraiser”, the search results might be the following (see next page);

1

Auto-Suggestion

We have already created a process for building a suggestions table in the MySQL database. The structure for this table is given on the previous slide. You are responsible for using the data in this table to populate a list of suggestions during a user search.

Here are the fields in the suggestion table with a description:

- suggest_id – unique identifier we assign
- suggest_field – city, event or venue
- suggest_text – the text value of the city, event, or venue
- suggest_hide – by default set to “no”, can be changed to yes if a suggestion field is troublesome.

Johns
Johnson
Johnson Fundraiser
Johnson Hotel



Must be able to scroll down to Suggestions with mouse or with Keyboard arrows...

2

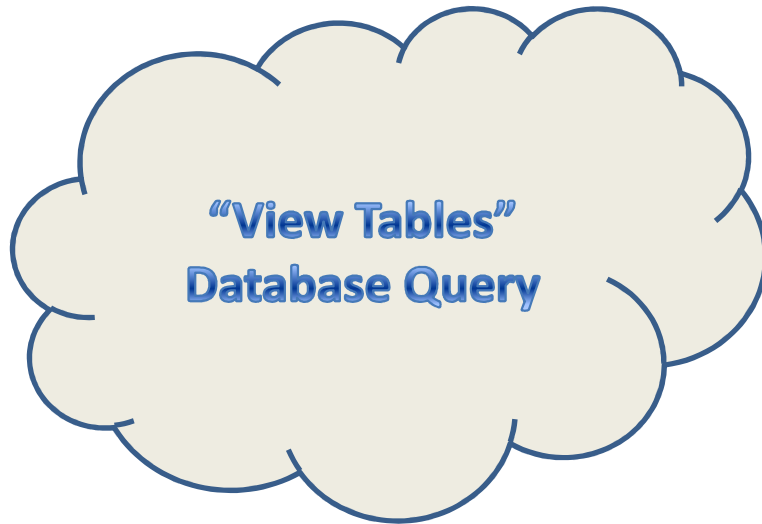
Table 1

Event Date	Event Name	Event Venue	City	Time	
July 4, 2008	Johnson Fundraiser	Hilton Hotel	Houston	7:15 PM	View Tables
July 3, 2008	Johnson Charity Event	Space Needle	Seattle	6:00 PM	View Tables
July 7, 2008	Bobby Smith Dinner	Johnson Center	Dallas	5:30 PM	View Tables

Table 1 is the result of running the query in step one. The user finds the event that they want to attend, and they click on “view tables” link

Table Requirements:

- User needs to be able to sort the columns in the table by clicking on the heading of each column. There needs to be a “Sort By” dropdown box that does the same thing.



When reviewing the data structure slide at the back of this document, please keep in mind that there are three listings tables in three separate databases !!!

3

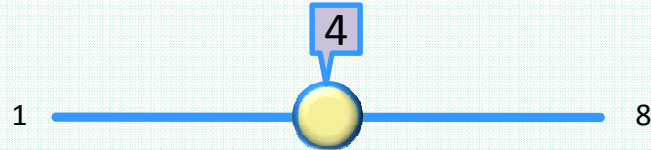
Results Page Screenshot

Johnson Fundraiser

Hilton Hotel – Houston, TX

July 4, 2008 – 7:15 PM

Seats Needed Together



Price Max

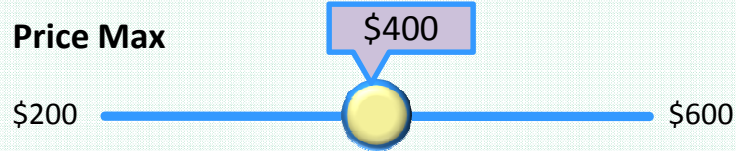
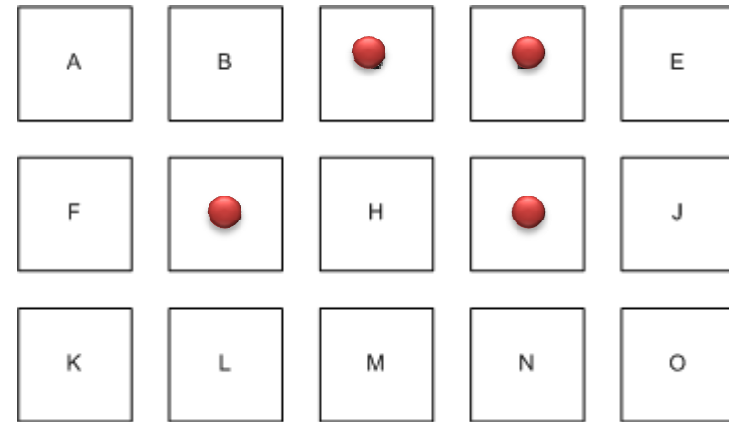


Table	Seats Avail	Rank	Price	Link
G	4	89	\$200	Go Buy
D	6	92	\$250	Go Buy
C	8	75	\$300	Go Buy
I	5	72	\$550	Go Buy



Seating Configuration One

3

We want the user to choose their table in a very specific way. Please follow this method exactly . Below is a sample screen shot for what we are envisioning. I prefer that the interface be powered by flash or javascript – ***please let me know if you want to use a different technology when you are bidding.***

How the Maps Need to Work

The x and y coordinates for each of the sections are provided in the “coordinates” table. Based on those coordinates a symbol (the happy face is just an example) needs to appear over a section when there are seats available at that table that fit the requirements chosen by the user with the “Seats Needed Together” and “Max Price” slider bars.

When the mouse pointer (scrollover) is place over the image a hover window appears that contains pertinent information about the table and the seats available at that table (see the previous slide). Also a small picture of the table (not available yet, but we will use placeholder files until we have these). By clicking on the “Large Image” link, the picture needs to get bigger (there will be two folders of images – one for the small and one for the large).

Slider Bars

Seats Needed Together – Moves in increments of one, default starting position is “2”. The bottom and top values are taken from the data results. The results in the table must not include any results for listings that offer **less** than the number of seats requested on the slider bar.

Max Price – Moves in increments of \$10. Starting position is in the middle between the highest and the lowest values in the search results. The results in the table must not include any listings that include a price that is **more** than the price given on the slider bar.

3 Results Page Screenshot with Notes

Johnson Fundraiser

Hilton Hotel – Houston, TX
July 4, 2008 – 7:15 PM

Seats Needed Together

Price Max

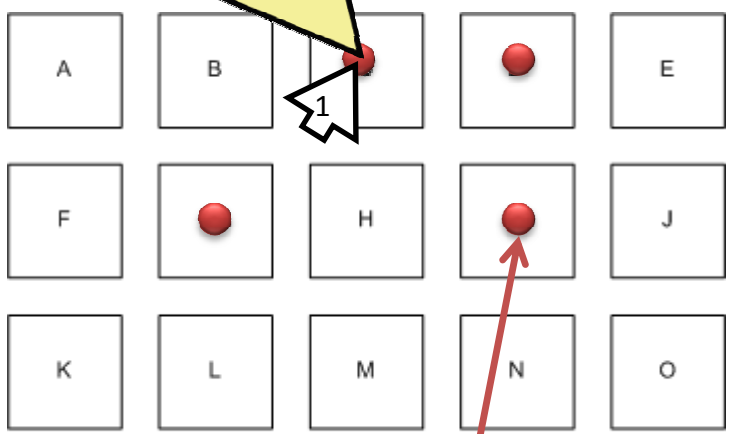
Table	Seats Avail	Rank	Price	Link
G	4	89	\$200	Go Buy
D	6	92	\$250	Go Buy
C	8	75	\$300	Go Buy
I	5	72	\$550	Go Buy

List automatically generates based on the values that are selected using the slider bars for "Seats Needed Together" and "Price Max"

User clicks on the "Go Buy" link to go to a page to a page to buy their tickets. This link is located in the "url" field in the "listings" table. The words "Go Buy" will be replaced by the listing agent's name

Table: C

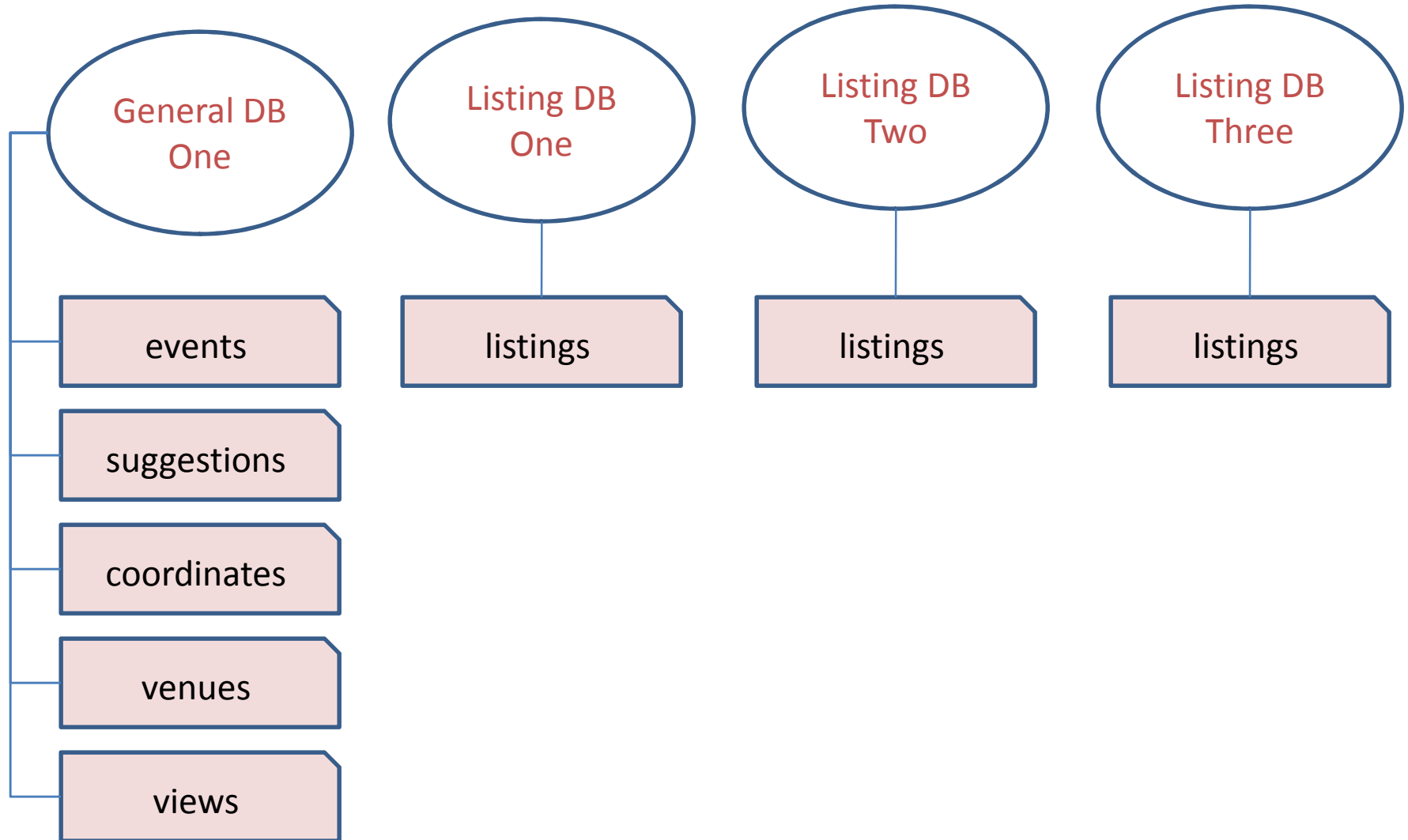
Rank	Seats	Price	Buy
90	5	\$300	One
80	6	\$400	Two
70	8	\$500	Three



Seating Configuration One

A symbol appears over the top of each table that is included in the list, based on the user's selections on the "Seats Needed Together" and "Price Max" sliders. The location of these sections are provided in the "coordinates" database table

Data Structure Overview



Data Tables Structure

events	listings	suggestions	coordinate	venues	views
eventid	rec_id	suggest_id	image_name	venue_id	venue_id
event_name	event_id	suggest_field	table_name	venue_name	table_number
event_venue_id	url	suggest_text	x_coord	venue_image	table_image
event_time	city	suggest_hide	y_coord		
event_date	country				
city	state				
state	postal_code				
country	event_date				
	event_time				
	event_name				
	event_venue_id				
	seat_rank				
	table_number				
	number_available				
	price				